

*2019 Bedroom &
Office Collection*

Hepplewhite®



We are... Bedrooms

it's time to be more adventurous

Ever thought that you need to be more adventurous in the bedroom, or maybe the office? This might be a tongue in cheek question but, today, more than ever, choice and originality are high on the agenda when it comes to choosing your bedroom or office furniture.

That's why, at Hepplewhite, we have developed a unique range of designs, from cutting-edge styling to traditional oak veneer finishes.

Whatever your preference, we have a solution. Our latest and most contemporary furniture provides dramatic, clean-line styling heavily influenced by continental trends. If you prefer subtle, timeless designs, we offer a range of understated classics that will not date.

And if you love grandeur and opulence, our intricately finished veneered ranges are the perfect choice.

When it comes to combining practicality with style, we are second to none. Enhance and personalise your furniture by selecting from many carefully chosen options and accessories.

Space is not an issue. We specialise in making the best use of even the most unusually shaped rooms, and provide a range of ingenious solutions to give you maximum storage capacity.

Our new wardrobe styles offer over 1,000 colour and design combinations and we now use soft-close drawers on every range.

Why choose *Fitted?*

Bedrooms come in all shapes and sizes - often with distinguishing features. Chimney breasts, sloping ceilings and uneven walls add character, but they can also cost you valuable storage space. We will redefine the living space for you,

working with the room's features to realise its true potential. Wall to wall, floor to ceiling, our individually designed fitted furniture transforms even the most irregular bedroom.



Complete alcove storage.



Slopes no problem!



Wall to wall floor to ceiling storage.



Deep drawers.



Milan *White Avola*

Inspired by its namesake, Milan's refined Italian styling creates a light and relaxing environment. Its light and soft White Avola finish and curved contours give a sophisticated twist on contemporary design.



Large storage drawers can also double up as a window seat. Choose from our range of fabrics and add an upholstered seat pad to complete the look.



Milan, with its smooth saponetta edges takes on a totally different look in Light Cherry. Consider adding mirror or opaque glazed doors.



Handles are colour dependent in this range.

Milan

Light Grey

Minimal and timeless with its subtly rounded door design and delicate fluting Milan exudes sophistication and style. Finished here in soft light grey and available in a palette of eleven colours.

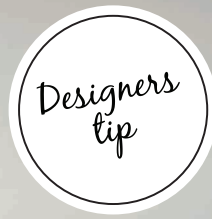


Pull out tea trays are a standard on all of our bedside units.



Choose a full carcase interior to maximise storage space. Shown here with full length, double hanging rails and slide out shoe racks.





Diversity of storage is important in any bedroom. Take advantage of multiple draw heights and widths to create and style.



Matt Cashmere	White	Gardenia	Aragon Oak	Odessa Oak	Rural Oak	White Avola	White Ash	Light Cherry	Light Grey	Dust Grey

Handles are colour dependent in this range.

Prima Curved

Odessa Oak

Subtle detailing with a choice of ten finishes, Prima is beautifully simple, yet elegant and versatile. Prima Curved softens any room while the mirrored doors shown here will make any bedroom feel bigger and lighter, transforming it into a place where you will want to relax, unwind and enjoy.



Bedside chest with pull out tea tray.



Dressing table with knee space drawer.



Designers
tip

Personalise your room with a padded headboard in one of our designer fabrics.

This image shows an upgrade to the standard handle. Please ask your retailer about handle choices.

Matt
Cashmere

White



Gardenia



Aragon Oak




Odessa Oak



Rural Oak

White
AvolaWhite
AshLight
Cherry

Light Grey



Dust Grey





Prima Square

Light Cherry

Don't like curves? Consider Prima Square. Sharper, cleaner and timeless in design, this is truly a classic alternative. Angled ceilings present no problems, as with all our designs, this is a range that maximises the use of space to great effect.



Make the most of restricted spaces with this narrow bedside cupboard.



White	Gardenia	Rural Oak	White Avola	White Ash	Light Cherry	Light Grey	Dust Grey
							












Solo Aragon Oak

Simple, uncluttered and timeless are all words that can be used to describe Solo. It's clean and versatile slab door is available in eleven colour options. The look is completed with a heavy brushed steel handle. All of our robe doors can be specifically tailored to any sloping ceiling. This lends a bespoke feel to the bedroom and allows for maximum storage.

A modern interior scene featuring a light-colored wooden desk with a large mirror, a lamp, and decorative objects. A white leather ottoman sits in front of the desk. The background wall is covered in a repeating pattern of city names and gallery names, and a window with a striped valance is visible.



A modern bedroom with a vaulted ceiling. The room features a large white wardrobe with multiple doors and drawers. A bed with a grey base and white bedding is covered with a patchwork blanket. A desk area with a red lamp and books is visible on the left. The floor is made of dark wood, and the walls are covered in light-colored stone tiles. A skylight is visible on the ceiling.

Matt Cashmere	White	Gardenia	Aragon Oak	Odessa Oak	Rural Oak	White Avola	White Ash	Light Cherry	Light Grey	Dust Grey
										



This image shows an upgrade to the standard handle. Please ask your retailer about handle choices.



Consider the huge hotel style headboard on the left. This look has been achieved by mounting two padded headboards together. This is then reflected in the window seat pad opposite.



Window seat drawers add that finishing touch.




Kingsbury

White Ash

Uncluttered and refreshingly restrained, this range works on the 'less is more' principle of Shaker design. Kingsbury, available in eleven colour options, provides an understated classical look to any bedroom design. Whether you are looking for a traditional feel or a contemporary twist, Kingsbury has the answer.



This photo illustrates Kingsbury fitted with its standard handle.

Matt Cashmere	White	Gardenia	Aragon Oak	Odessa Oak	Rural Oak	White Avola	White Ash	Light Cherry	Light Grey	Dust Grey
										

Harewood

Gardenia

The understated, natural style of Harewood will give your room an open, spacious feel. This popular design and its timeless appearance has broad appeal.

The double sculpted panel design and waterfall edged tops combine to make this range the epitome of grace and sophistication. The main room shown is in Gardenia and the overall effect is bright, light and airy.



A forty five degree corner wardrobe with its curved hanging rail makes fantastic use of the available space and provides a huge amount of storage.





Matt Cashmere	White	Gardenia	Aragon Oak	Odessa Oak	Rural Oak	White Avola	White Ash	Light Cherry	Light Grey	Dust Grey
										



Lustro *White*








Clean, fresh and modern - If you like airy and bright simplicity, Lustro shines through. High sheen slab doors are complimented with matching cabinetry and accessories.

Available in seven finishes, the doors and drawers are completed with stylish tab handles.



Lustro comes with colour co-ordinating tab handles.



Vanilla High Sheen	Light Grey High Sheen	Dust Grey High Sheen	Mushroom High Sheen	Fudge High Sheen	Cashmere High Sheen	Frost High Sheen
						



Sienna *White*

Smooth, subtle and seriously stylish, Sienna fuses two of our most popular ranges, Milan and Solo for chic, contemporary appeal. Cool, understated tones keep the look streamlined and fresh while our full carcass storage solution offers endless interior possibilities to suit your exact needs. Available in eleven sumptuous tones from earthy Rural Oak to soft White Ash.



Upholstered pads are combined to create a stylish and moden wall mounted headboard.



Two drawer chests combined with a four drawer chest are used here to create a sleek and stylish home for a television.

Matt Cashmere	White	Gardenia	Aragon Oak	Odessa Oak	Rural Oak	White Avola	White Ash	Light Cherry	Light Grey	Dust Grey
										

The photographs on this page show the range designed as 'Push to open' with no handles. This feature is an upgrade and is design dependent. Please ask your retailer for details.



Sienna *Rural Oak*

Fresh, stripped down and with a nod to the ever-popular Nordic trend, Sienna Rural Oak is calm and serene. You can continue this theme with cool highlight fabrics from the Hepplewhite collection for headboards and stools. Sienna offers a canvas you can texture and layer upon to complete the look. The Sienna door is completed with a slimline edge handle.



Our knee space drawers complete any dressing table. These slimline sectioned drawers are great for jewellery, perfume and trinkets. Here we have gone a step further and positioned two side by side to greater effect, allowing space for larger items such as this upholstered ottoman.



Matt Cashmere	White	Gardenia	Aragon Oak	Odessa Oak	Rural Oak	White Avola	White Ash	Light Cherry	Light Grey	Dust Grey
										



Bosworth *White Avola*

Bosworth is a classic English bedroom design that would grace any home. Shown here in textured White Avola this natural 'washed look' creates a calming and neutral environment, perfect for relaxing. Bosworth is available in eleven finishes and is complimented with an iron handle.



This bedside cupboard provides a clever alternative to drawers whilst making the most of the space available.



With its mirrored doors, plain crisp white finish and traditional iron handle, this dressing room hides an abundance of clever storage solutions.

Matt
Cashmere



White



Gardenia



Aragon Oak



Odessa Oak



Rural Oak



White
Avola



White
Ash



Light
Cherry



Light Grey



Dust Grey





Moda
principle



Let us introduce the **Moda** principle

Moda takes bedroom design to another level. If you have a passion for combining colours and finishes then Moda is for you. The ability to combine three textured carcass finishes with eleven stunning fascia finishes and colours will allow you to create a look that is totally yours. Curved doors and split finish robe doors add further possibilities. The Moda experience is a unique one. Indulge yourself, the possibilities are almost endless.

Design Cues


Frame finish



Fascia colour



Gloss



Matt

Mirror



Moda

Dark Pine and Silver Mirror

This Dark Pine room is taken to another level by the inclusion of split finish mirror doors. The look is sharp and contemporary. The use of mirrors in the drawer units adds another element to a room that exudes quality.



Oversized wall mounted headboard.



Counter balanced hanging rail and pull out trouser rail and shoe rack.



Frame finish

Dark Pine	Light Pine	Mid-Tone Walnut
		



Fascia colour

Dark Pine



Light Pine



Mid-Tone
Walnut



Gloss

Mushroom



Vanilla



Fudge



Matt

Mushroom



Vanilla



Fudge



Bronze
Mirror



Silver
Mirror



Moda

Light Pine and Fudge Gloss

Light Pine allows for more creativity with wall colours and wallpaper. It's a lighter and more relaxed bedroom. In this room we have used a mixture of split panel robe doors . Look carefully and you can see we have taken the design principal on the doors and replicated a similar look on the drawers. Moda allows you to make these choices. It makes for truly individual bedrooms.





Runs of furniture can be softened with the addition of curved doors. They stylishly provide ample storage space.



By simply changing colours you can give any room a really different feel.



Frame finish

Dark Pine	Light Pine	Mid-Tone Walnut
		

*Designers
tip*

*Notice the slight step
in depth on the units
opposite the bed.*



Fascia colour

Dark Pine



Light Pine



Mid-Tone
Walnut




Gloss

Mushroom



Vanilla



Fudge



Matt

Mushroom



Vanilla



Fudge



Bronze
Mirror



Silver
Mirror





Indulge in the
Luxury




Real wood Veneer

Nothing can beat the natural warmth, texture and colouring of wood. That's why when we created our collection of real wood veneer bedrooms and home offices, it was important not only to remain true to the materials used, but also to ensure that each piece was a tribute to the skill of our craftsmen.

Our real wood veneers are individually hand selected to make sure that they are the best possible. All doors and drawer fronts are hand assembled and stained to ensure a high degree of colour match throughout the room. However, there are always individual variations in both colour and grain.

We believe that the chosen finish should always compliment the design. From the golden tones of Natural Light Oak to a richer looking Chocolate Oak there are four very different looks to choose from.



Veneer

When you see this icon you will know this range is made from real wood veneer



The addition of pilasters to any unit, make a bold statement.



*Designers
tip*

*The look is completed by
52mm profiled worktops.*

Albany *Light Oak*

Hand-finished to enhance the natural grain, Albany brings a delicate and light touch to your bedroom. The effect is soft and soothing. The Albany range works well with even the most awkwardly shaped bedroom. Its calming tones exude a warm elegance.

Equally suited to both modern and traditional homes, Albany marries neutral toning with the quality you would expect from a real wood veneer.



It's all in the detail. Give your room a modern edge with this brushed steel handle, or consider a more traditional pewter knob.



Veneer

White
Washed
Oak



Sand
Washed



Chocolate
Washed
Oak



Light
Oak



Espresso
Oak





Designers
tip

*These edge to edge
mirror doors can be
used to dramatic effect.*

Linear Light Oak Veneer

This uncomplicated and un-fussy range really highlights the natural beauty of veneer and impresses with its clean lines. Complete the look with long bar handles and striking edge to edge mirrors.



Complimenting handles play an important part in completing the look of any bedroom.



White
Washed
Oak



Sand
Washed



Chocolate
Washed
Oak



Light
Oak



Espresso
Oak



A tall, narrow, hand-painted wooden cabinet, likely a hutch or bookshelf, is shown against a light-colored wall. The cabinet features glass doors on the left side and open shelves on the right. The shelves are filled with various items, including books, a small clock, and decorative objects. The text "Hand - Painted" is written in a white, cursive font across the bottom of the image.

Hand - Painted



Hand-Painted

Painting brings a touch of traditional style and is in a class of its own. Each piece is finished by hand to emphasise detail and create something that is truly elegant. Our Milton range has a light wood grain finish. It brings the classic styling of a shaker door and modernises it with a colour palette that would suit any room from a boutique hotel to a house in the Cotswolds.



Milton

Dove Grey

Milton is a sophisticated painted classic. An elegant and timeless shaker style door painted in soft satin over the light woodgrain, Milton is available in nine colours. Optional mirror doors can be used to add another element of class.



Rich Praline



Satin nickel knobs





Painted

Colours

White



Ivory



Stone



Light
Praline



Rich
Praline



Mussel



Dust
Grey



Pebble
Grey



Dove
Grey





Milton

Dust Grey

Milton is exceedingly versatile. Its light wood grained texture and distinctive look will sit comfortably in so many homes, beautifully transforming any room into a relaxing and stylish sanctuary.



Milton Ivory



Colours

White	Ivory	Stone	Light Praline	Rich Praline	Mussel	Dust Grey	Pebble Grey	Dove Grey

Sliding Wardrobes



Sliding Doors


A stylish alternative to traditional built in wardrobes. Sliding doors allow you to have a wardrobe wherever you wish, even in a room with very little space.

Designed to provide a modern storage system, sliding doors are remarkably flexible.


Versatile, yet elegantly simple

Our collection of sliding doors is available in three stunning designs, in a range of finishes and widths giving you the flexibility to add your own personal touch. Built to the highest standards, from the top quality finish to the smooth running of the sliding doors and the clever soft close mechanisms.

Panorama Door



1 Panel



3 Panel

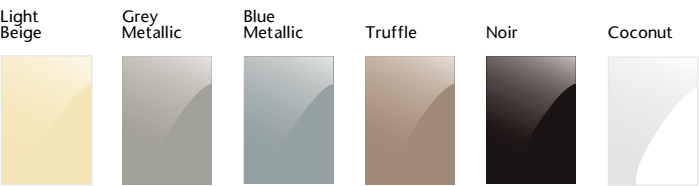


3 Panel Slim

Wood Grain



Glass Finishes



Matt Finishes



High Sheen Finishes



Mirrored Finish





Panorama

One Panel Simplicity

Choose a one panel option and you can keep it simple, yet ultra stylish, with the same finish across the run. Create the feeling of light and space using mirrored or glass finishes or combine different finishes on the same run to make a bold statement.





Panorama *Three Panel Elegance*

With each door divided into three panels, there is an opportunity to combine finishes and materials. Fudge Matt is combined here with Odessa Oak and surround to provide a cool and neutral bedroom.



The Avola White sliding doors with Truffle Glass inserts make maximum use of floor space.



A classic monotone bedroom. White frame and doors with Vanilla Matt insert. Then complimented with Milan white low units and dressing table.



Cool, crisp white. The perfect palette that allows you to personalise your room with vibrant splashes of colour, or go for the classic minimalist look.



Each sliding door wardrobe is completed with a matching or contrasting surround-the choice is yours.

Panorama

Three Panel Slim

Dark Pine & Light Pine

The Three Panel Slim finish is perfect for those looking for something a little more understated. The narrower center section makes the doors seem wider. The larger top and bottom panels enable a stronger use of colour. The slimmer center panel then used a simple highlight.



Light Pine and Grey Mirror





Sliding Wardrobes






Moda, Milton & Veneer Sliding Doors



Moda door finishes

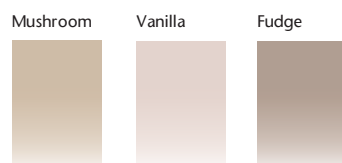
Frame finish



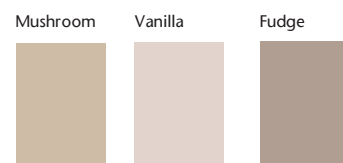
Fascia colour



Gloss



Matt



Mirror



Milton colours - painted



Veneer colours





Milton *Sliding*

Milton sliding doors are simply stunning. Available in nine painted finishes, the soft closing doors are heavy and whisper quiet. The use of satin nickel handle inserts and the ability to choose from a full range of co-ordinating low units completes the look. Milton is calmness and tranquillity personified.




Sliding White



Satin nickel handles



Colours

White	Ivory	Stone	Light Praline	Rich Praline	Mussel	Dust Grey	Pebble Grey	Dove Grey
								

Moda Sliding

Light Pine & Silver Mirror




Moda sliding doors are simply stunning. Doors and frame can be chosen from the three frame finishes, you can then choose one of the eleven fascias for the centre panel. Blend your choices seamlessly throughout the rest of the room. Moda doors slide effortlessly and are fitted with soft close as standard. A versatile range of interior options is available in two finishes. Let Moda transform your bedroom.



If mirrors are not your thing why not try Vanilla Matt or Gloss. Note how the vanilla is picked out in some of the drawer fronts. How much or how little you do is up to you.




Frame finish

Dark Pine	Light Pine	Mid-Tone Walnut
		



Fascia colour

Dark Pine



Light Pine



Mid-Tone
Walnut



Gloss

Mushroom



Vanilla



Fudge



Matt

Mushroom



Vanilla



Fudge



Bronze
Mirror



Silver
Mirror





Real Wood Veneer *Sliding*

Sliding real oak veneer doors are a rare thing indeed. Whether you like the golden tones of Natural Oak or Sand Oak or the darker hues of a Chocolate or Espresso stain these chunky full panel sliding doors are something really special.



Natural
Light Oak




Washed
White Oak



Sand Oak



Washed
Chocolate
Oak



Espresso
Oak





Home offices
designed
with you in mind



Individually designed and intelligently fitted

Ergonomically designed

From unit height to worktop depth and from monitor position to storage reach, every item is designed with your comfort and well-being in mind. Our attitude is simple. Why should you compromise just because your office is at home?

Intelligently planned

Your new workspace should take into consideration all factors. From file storage and stationary levels to IT equipment and printers, each office should be unique to both you and your work.

Build quality

Each element of your home office will be specified to a very high standard. In particular, the filing drawers have been designed to a load capacity of 50kg; catering for all your storage and filing requirements. As you would expect, all doors and drawers are soft closing as standard.


Milton Office

Light Praline with Dark Pine top

Working from home allows you to perform that fine balancing act between business and family life. You want to create a working environment that suits the rest of the property and a space other family members may also want to use. Its not just about a desk and shelves its a workspace that suits your profession and has been designed with you, your house and family in mind.

Milton office is available in five painted finishes. The soft satin feel and simple shaker style door offer a look that is timeless. The 35mm thick Dark Pine coloured work surface is durable and a standard feature of the range. Milton is as much at home in the corner of a lounge as it is under the stairs or in a specific home office.

Colours



Work surface finish

Dark Pine



Painted





Moda Office

Mid-Walnut & Vanilla

High Sheen

The Moda Principal is carried through to our Moda Home office range. This office is designed to compliment any room in the house and need not be confined to a single room. Office design is all about how you work and who will be using the office. The range incorporates all our standard office solutions such as file drawers, pen trays and shelving systems. In this office we have featured our cube wall units, you can then go on to use optional 'push latch' doors for effect.



Light Pine with Vanilla Matt



Dark Pine with Light Pine doors



Frame finish

Dark Pine

Light Pine


Mid-Tone Walnut





Fascia colour

Dark Pine



Light Pine



Mid-Tone
Walnut



Gloss

Mushroom



Vanilla



Fudge



Matt

Mushroom



Vanilla



Fudge



Bronze
Mirror



Silver
Mirror





White with Plum Gloss fronts.



White with Liquorice fronts

Designer Walnut

Sleek, clean and modern the designer range of office furniture is available in a fresh and vibrant White or rich toned Walnut. Both finishes are excitingly complemented by a choice of optional high gloss coloured fascias to create a distinctive individual home office.



Designers
tip

Stationary chest
with pull out
pen tray









Designers
tip

*Angled ceilings are no
problem, not even in the loft!*

Designers
tip

*Pull out printer
and scanner shelf.*

Soft White	Cream High Sheen	Mushroom High Sheen	Plum High Sheen	Liquorice High Sheen	Walnut
					



Chunky, 52mm profiled worktops, complete the contemporary look.



Linear

Light Oak Veneer

This Linear office makes an impressive statement. Every piece is veneered inside and out and finished by hand, bringing real character. Central to the room is an iconic, freestanding desk while surrounding bookcases with glazed doors and low level units deliver high volume storage in this large home office.



Full height cupboards deliver versatile storage.



Designed from the
inside out





Inside story

Caring for your clothes, shoes and other belongings. Our range of interior storage solutions provides dedicated spaces for even the most awkward shaped items, with a selection of racks, frames, shelves and rails that are both functional and stylish.

Our storage solutions are designed to be both functional as well as accessible and to stand the wear and tear of every day use.

The quality of our craftsmanship means that everything works perfectly time after time, making life easier for you.



***New Interiors** storage, storage and yet more storage*

Keep the 'just-pressed' look of your trousers with this neatly spaced, trouser rack. The slide out facility means that you can access the trousers you want quickly and easily.

Enjoy total flexibility at your fingertips with our new interior drawer options. Our three drawer option allows you to mix 'n' match drawer sizes to suit your needs.

Even tall ceilings aren't a problem. Top boxes turn wasted space into storage.



Adjustable shelving gives you the flexibility you need for all your present and future storage needs.

Combine short hanging and long hanging, with a choice of shelves and drawers.



We've improved our pull-out shoe racks with a soft close/open facility to make accessing your shoes simplicity itself.



Form meets function with this concealed glamour unit.



The simple ideas are usually the best. Slimline racks on the door can store belts, ties or scarves, while an internal mirror lets you do a final check.

Front Frame

Front frame construction is ideal for difficult shapes and sloping ceilings, with wall to wall and floor to ceiling storage. Hanging rails can run continuously across the full width of the wardrobe, or within their own compartments along with drawers and shelves. The existing wall decoration will be visible inside the wardrobe.



Novanta
Oak



Full Carcass

If you prefer an enclosed wardrobe interior, with a woodgrain finish all round, full carcass is for you. Each wardrobe comes as standard with a floor, roof and side panels enabling each storage area to be fully sectioned off. Shelves are adjustable to give greater flexibility.



Solid nickel shelf supports
make moving your adjustable
shelving easy.

Novanta
Oak



Sliding Door *aluminium stanchion*

The internal fixtures of our Panorama Collection not only give flexible storage solutions for wardrobes but also provide perfect fittings for walk in wardrobes and dressing rooms. Choose from a range of shelves, chests, hanging rails and shoe rails to provide optimal storage for all your clothes and accessories. The existing wall decoration will be visible inside the wardrobe.



Novanta
Oak



Sliding Door *panel interiors*

This interior panel system offers flexibility and utilises every bit of space. Choose from either Novanta Oak or Mid-Walnut panels to best compliment your room. Complete the inside of your wardrobes with slide out shoe trays and adjustable shelves. The existing wall decoration will be visible inside the wardrobe.



Mid
Walnut




Novanta
Oak





Walk-in closet

The dream of a walk-in closet can be realised with our aluminium stanchion storage system. The lack of panelling creates an open feel and uninterrupted use of space. The softened edges of the extruded aluminium rails and shelf supports, ensures that your clothes remain snag free. Shelves and chests are available in both Walnut and Novanta Oak, complimenting the aluminium perfectly.



Mid
Walnut



Novanta
Oak



Interior finishing touches

Our range of interior storage solutions provides dedicated spaces for even the most awkward shaped items, with a selection of racks and frames that is both functional and stylish. If you like to see everything in its place when you open your wardrobe door, this range of accessories will suit you.



Slide out shoe rack

Holding up to nine pairs of shoes per rack, this item is perfect for shoe lovers. It slides out, allowing you to quickly choose from the footwear displayed. The rails are detachable for easy cleaning.



Counter balanced hanging rail

Our full carcass storage solutions incorporate clever features, such as counter-balanced hanging rails.



Pull out basket rack

There are endless ways to fill these versatile baskets, from socks and handbags to cosmetics and bulky jumpers. All three baskets are lined to give the contents extra protection. They can also be detached from the frame for ease of access.



Glamour Unit


Our concealed glamour unit is a cleverly designed combination of form and function.



90 Degree hinges are standard, but optional 170 degree hinges give a wider access area.



All drawers are made as a complete four sided box for strength and stability before the front panel is added.



A curved hanging rail makes the most of space in a corner wardrobe.



Shoe rails help keep your bedroom neat and tidy.

Finishing touches

With many years' experience of designing individual bedrooms, we've learned a lot about the different demands people make of their furniture. That's why we give you such a wide range of storage options to ensure your room fits your individual needs. Choose from our range of matching furniture and accessories for a fully co-ordinated look.





Headboards

These are available in the finishes specified by the range.

Design Style AA
Suitable for Milton



Design Style AA
Suitable for Albany & Linear



Design Style AB
Suitable for Milton, Moda and Albany



Design Style AD
Suitable for Bosworth



Design Style E
Suitable for Harewood



Design Style G
Suitable for Milan



Design Style R
Suitable for any range



Design Style S
Suitable for any range



Design Style V
Suitable for Prima



Design Style Y
Suitable for Lustro



Stools

Stools are available across the following ranges and are completed in a range of luxury fabrics.

Design Style A*
Suitable for Milan, Prima, Kingsbury, Bosworth & Solo



Design Style B
Suitable for Harewood



Design Style F
Suitable for any range



Design Style J
Suitable for Albany, Linear & Milton



Design Style K
Suitable for Moda and Lustro



Design Style H
Suitable for Albany & Linear



Design Style - Milton
Suitable for Milton



Design Style - Moda
Suitable for Moda



Floor Standing Mirrors

These are available in the finishes specified by the range.

*Available in White, Gardenia and Cherry only

Wall Mirrors

These are available in the finishes specified by the range.

Design Style A
Suitable for Milan,
Prima & Harewood



Design Style E
Suitable for Harewood



Design Style H
Suitable for Moda



Design Style N
Suitable for Prima



Design Style V
Suitable for Milton



Design Style W
Suitable for Lustro



Design Style Y
Suitable for Bosworth



Design Style Z
Suitable for Linear
& Albany



Design Style AB
Suitable for Solo



Design Style AE
Suitable for Sienna
and Milan



Dressing Table Mirrors

These are available in the finishes specified by the range.

Design Style A
Suitable for Milan



Design Style G
Suitable for Harewood



Design Style H
Suitable for Moda



Design Style N
Suitable for
Prima & Kingsbury



Design Style T
Suitable for
Lustro



Design Style U
Suitable for
Bosworth



Design Style V
Suitable for
Albany, Linear
& Milton



Design Style W
Suitable for Solo



Design Style AA
Suitable for Sienna
and Milan



Bedroom Handles

Handles shown are robe handles.
Chest and tea tray may vary by range.

Design Style
HAND/6/NK
Suitable for Milan
and Sienna



Design Style
HAND/100/SN
Suitable for Milan
Aragon Oak and
White Avola



Design Style
HAND/2/PW
Suitable for Harewood



Design Style
HAND/54/SNK
Suitable for Prima



Design Style
HAND/88/PW
Suitable for Albany



Design Style
HAND/89/SNK
Suitable for Albany



Design Style
HAND/116/SN
Suitable for Milton



Design Style
HAND/59/MN
Suitable for Kingsbury
and Solo



Design Style
HAND/99/BN
Suitable for Moda
and Sienna



Design Style
HAND/85/NK
Suitable for Moda,
Milton and veneer
sliding doors



Design Style
HAND/159/GWH (Frost)
HAND/151/GCM (Cashmere)
HAND/149/GDG (Dust Grey)
HAND/148/GGL (Light Grey)
HAND/147/GVA (Vanilla)
HAND/145/GFU (Fudge)
HAND/146/GMU (Mushroom)
Suitable for Lustro



Design Style
HAND/104/IRN
Suitable for Bosworth



Design Style
HAND/116/SN
Suitable for Milton



Design Style
HAND/99/BN
Suitable for Moda



Design Style
HAND/10/MC
Suitable for Designer



Home Office Handles

Personal design service

Tell us about yourself


Your designer will visit you at home to get to know you and chat about what you love, hate, and absolutely dream of. Only then can your perfect room be created.

One of our main concerns is to make sure you enjoy the process of designing your dream bedroom almost as much as the final result!

Your designer will have been chosen for their ability to deliver a first class service.

All designers have undergone extensive training and are provided with all the materials they need to plan, design and install your new bedroom with confidence.

We work hard to maintain consistently reliable delivery dates and product quality.



Book your free design and planning consultation

If you have been inspired by the beautiful bedrooms in this brochure why not get a quote?

It's a free and friendly service and you are under no obligation to purchase. It's great for getting ideas and you may be pleasantly surprised by the results.

It couldn't be easier to book an appointment.

Details of your local showroom can be found by visiting our website. Friendly and knowledgeable staff are on hand to answer any questions that you may have about the design service and will be happy to help you with the first steps towards the creation of your ideal space.

As our policy is one of continuous improvement, we reserve the right to amend designs and specifications without prior notice. Where natural wood veneers are used on external surfaces, we are unable to guarantee an exact match. The description "chestnut" refers to the colour finish only, and does not indicate that the article is manufactured from this material. Similarly, the description "brass" refers to a surface finish and does not indicate that these fittings are made of the solid brass. The colours produced in this brochure are as accurate as printing processes will allow.

Register online for your 10 year guarantee

Our after sales service will continue long after you've begun to enjoy your new bedroom. Once your bedroom is installed our service doesn't stop there. We want you to be happy with your new bedroom for many years to come. To register for your 10 year Guarantee simply visit:



www.hepplewhitefittedfurniture.co.uk/warranty-registration

www.hepplewhitefittedfurniture.co.uk

Find a full retailer listing on our website
or call **01455 236019** for your nearest retailer



Find us on Facebook
www.facebook.com/WeAreBedrooms



Follow us on Twitter
www.twitter.com/WeAreBedrooms



Find us on Pinterest
www.pinterest.com/wearebedrooms/



Find us on Googleplus
<https://plus.google.com/+HepplewhitefittedfurnitureCoUk>



Fleming Road, Harrowbrook Industrial Estate, Hinckley, Leicester. LE10 3DU

Telephone: 01455 236019

Web: www.hepplewhitefittedfurniture.co.uk

V10 June 2019

Hepplewhite[®]
Fitted Bedrooms & Home Offices